

Remote learning with Office 365: Guidance for parents and guardians

Your student's learning can happen anywhere with Office 365 online. Get to know our tools made to support learners of all ages and abilities, and see how your child's core subjects and class discussions can happen with support from Microsoft Education.

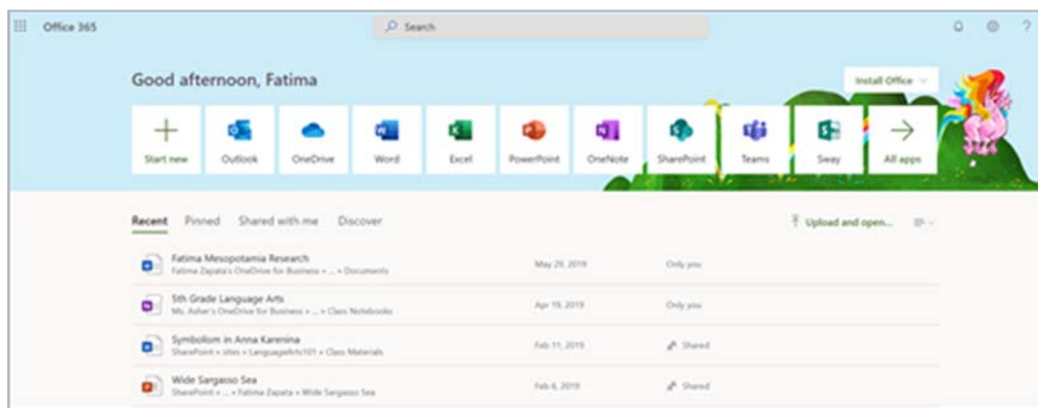
Protecting your student's data is always Microsoft's top priority. Read more [here](#) about privacy in Office 365 apps.



Note: The guidance below is meant to introduce some of the many possibilities for students learning remotely using Office 365. Your student's school may determine different app settings than those referenced below, and their teachers may use Office 365 in different ways that work for their class.

What does my student need to sign in to their Office 365 account?

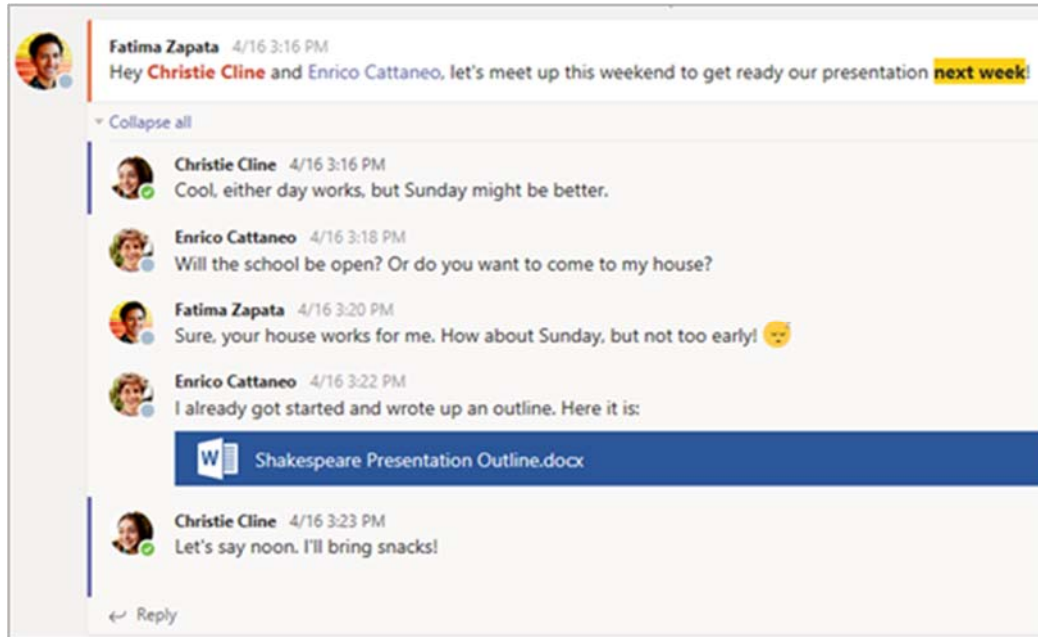
Any student with an eligible school email can access Office 365 for free. Students can log into their school accounts at Office.com, where they'll have access to Microsoft Teams, Word, PowerPoint, Excel, and so much more. From this home base, students can open Office apps in their web browser, or select **Install Office** to download the desktop versions to their device (download capability may vary depending on the device your child is using).



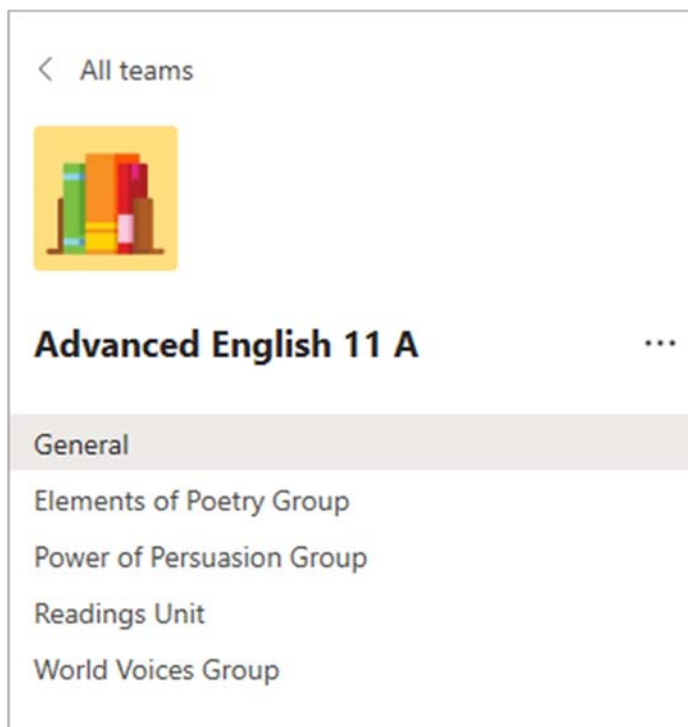
How will my student communicate with their teachers and classmates?

Using Teams! Teams is an online classroom hub, where your student can chat with their whole class, in groups with other students, and one-on-one with their teachers. Through Teams, your student can also make video calls.

Tip: Read more with your student about [communicating in Teams](#).



Each of your student's classes (if they have more than one) gets its own team, which is set up by a teacher or an IT Admin.



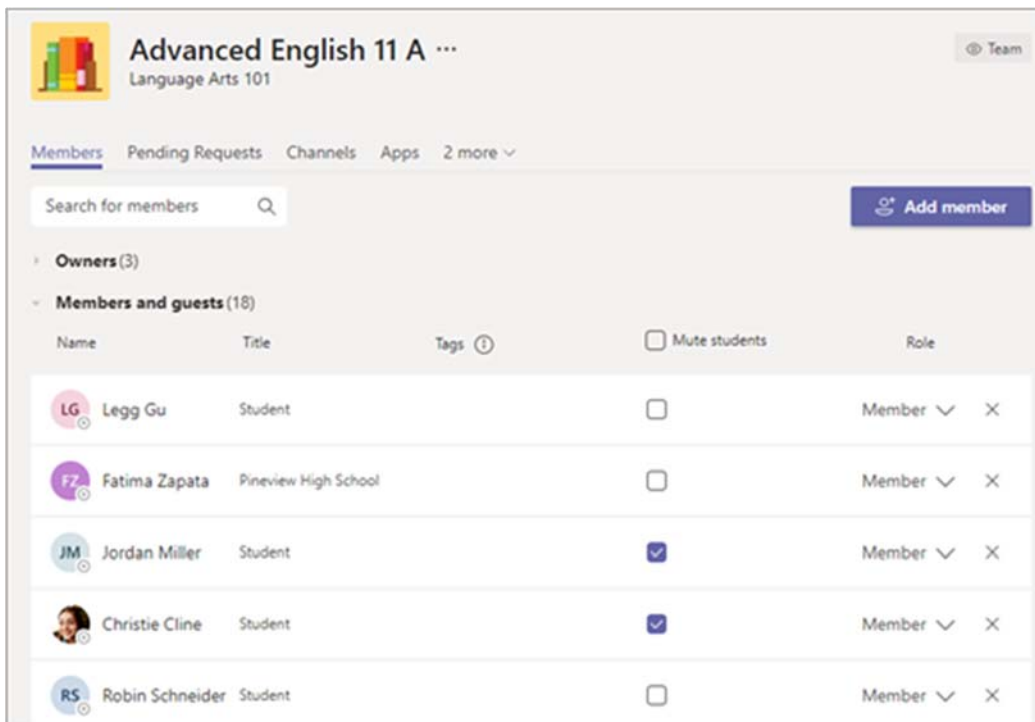
How does my student join a team? How do they know if they're part of their class' team?

Different schools and teachers may manage the Teams setup process differently. To explore Teams and see the class teams they're in, your student can sign in to their school Office 365 account at [Office.com](https://www.office.com) and select the Teams app. Students will also receive an email notification when they've been added to a team.

How is my student's communication and activity monitored in Teams?

Since Teams for Education is designed to serve as a digital classroom hub, it features many ways to support teachers in classroom management. Teachers can mute students who may add distracting or inappropriate messages to group discussions, and they can delete those unproductive messages entirely.

As a communication platform with specific features to support teaching and learning, Teams is a great opportunity for students to build and practice digital citizenship alongside their academic learning.



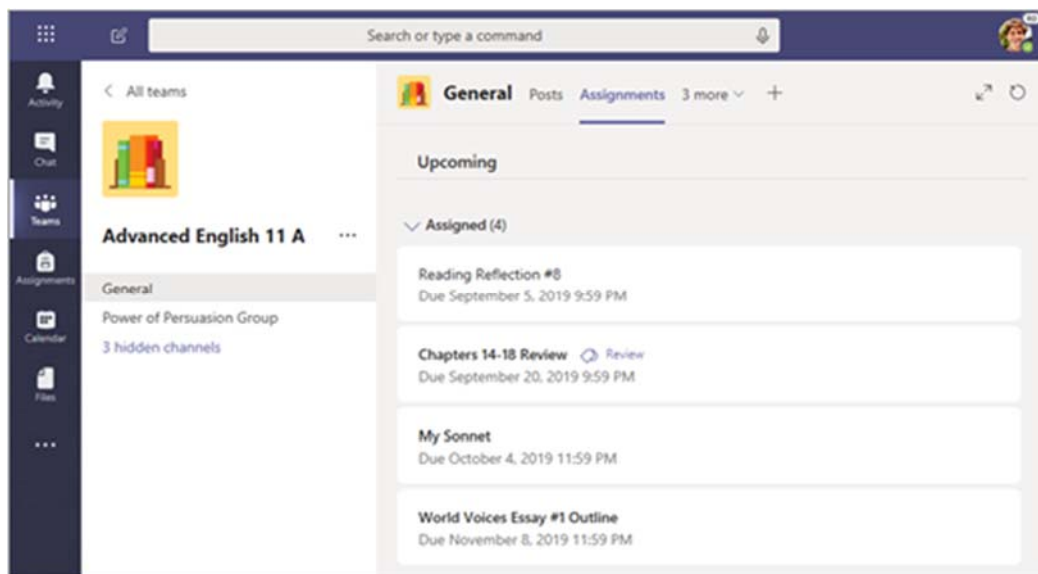
The screenshot shows a Microsoft Teams interface for a team named "Advanced English 11 A" (Language Arts 101). The "Members" tab is active, displaying a list of team members. The list includes columns for Name, Title, Tags, Mute students, and Role. The "Mute students" column has checkboxes, with some checked (Jordan Miller and Christie Cline) and some unchecked (Legg Gu, Fatima Zapata, Robin Schneider). The Role column shows "Member" for all listed members, with a dropdown arrow and a close button (X) for each.

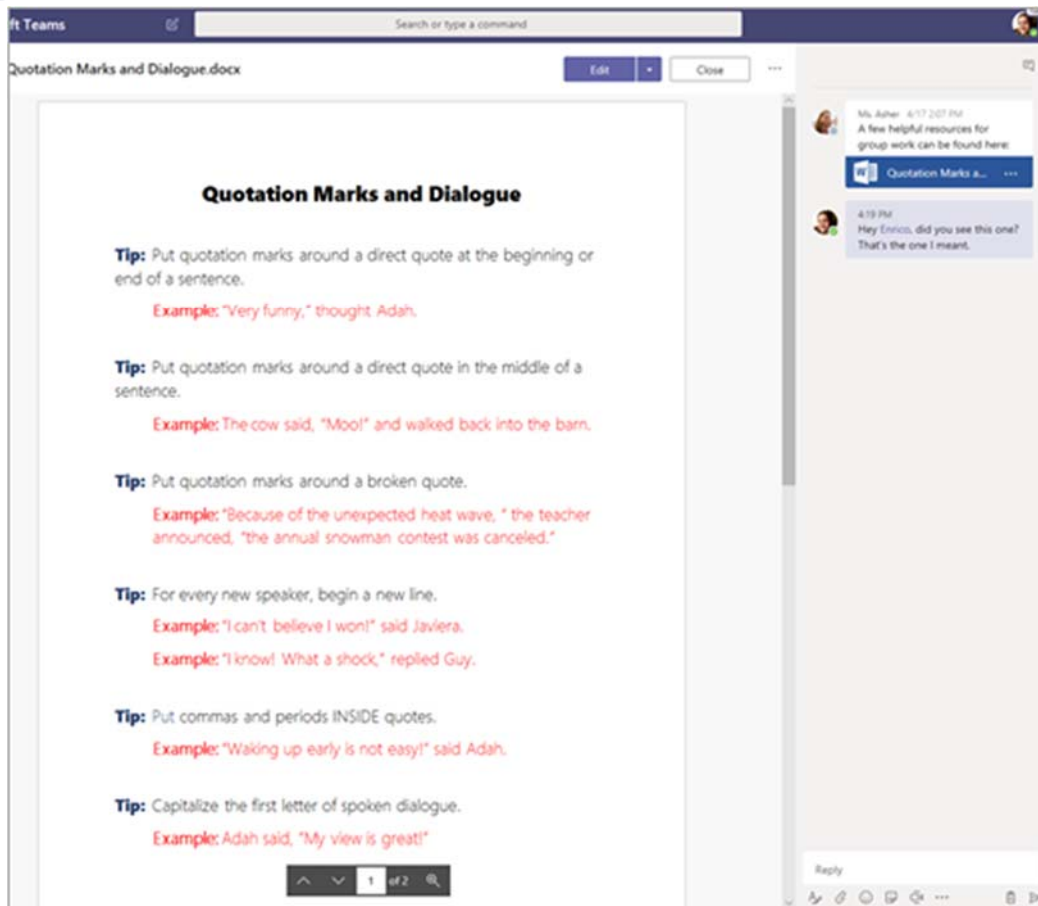
Name	Title	Tags	Mute students	Role
LG Legg Gu	Student		<input type="checkbox"/>	Member
FZ Fatima Zapata	Pineview High School		<input type="checkbox"/>	Member
JM Jordan Miller	Student		<input checked="" type="checkbox"/>	Member
Christie Cline	Student		<input checked="" type="checkbox"/>	Member
RS Robin Schneider	Student		<input type="checkbox"/>	Member

Is Teams simply a chat app, or can my student study, work, and complete assessments there as well?

With the **Assignments** app built right into Teams, your student can see work their teachers have assigned them, submit that work, and see their grades and feedback.

Tip: Learn more with your student about [collaborating and creating great work in Teams](#).



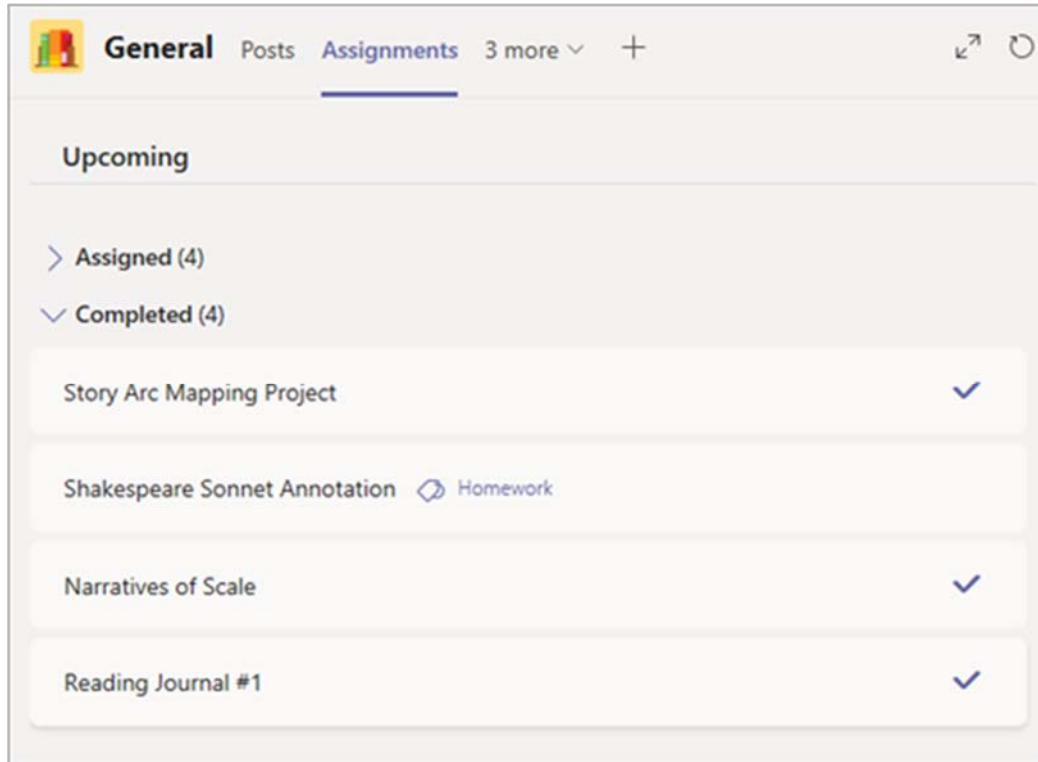


Students can find the **Assignments** tab in the **General** channel of each of their class teams.

How does my student turn in assignments using Teams? Can they check their grades in Teams?

Students can turn in their assignments by navigating to the **Assignments** tab in the **General** channel of their class team, then selecting an assignment. They can attach any appropriate work and select **Turn in**.

Students can read more [here](#) about keeping track of and turning in assignments.



General Posts **Assignments** 3 more ▾ +

Upcoming

> Assigned (4)

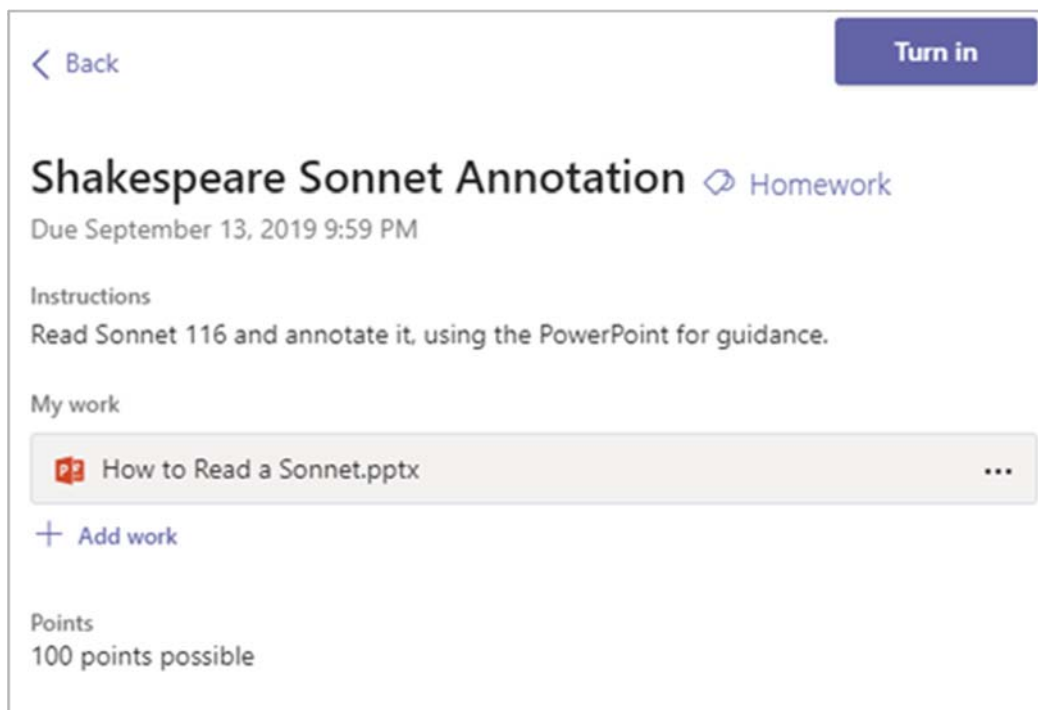
▾ Completed (4)

Story Arc Mapping Project ✓

Shakespeare Sonnet Annotation Homework

Narratives of Scale ✓

Reading Journal #1 ✓



< Back **Turn in**

Shakespeare Sonnet Annotation Homework

Due September 13, 2019 9:59 PM

Instructions

Read Sonnet 116 and annotate it, using the PowerPoint for guidance.

My work

How to Read a Sonnet.pptx

+ Add work

Points

100 points possible

Students can see grades for their assignments, too! In the same **General** channel where they'll find their **Assignments** and other essential tabs, your student can select **Grades** to see their points on past work. [Read more](#) about how students can navigate their grades.

Due date ▲	Assignment ▼	Status	Points
Jan 21	Take Home Waves Quiz	Viewed	/30
Jan 13	Watch Waves and Frictio...	Returned	5/5
Jan 9	Essay on space theory film	Returned	28/30
Jan 7	Submit your project prog...	Returned	33/40
Jan 6	Create a study guide for ...	Returned	17/20
Dec 20, 2019	Begin EM Waves project	Returned	39/30 <i>Extra credit!</i>
Dec 19, 2019	Review of Wave introduct...	Returned	26/30
Dec 19, 2019	Complete Wave Frequency	Returned	16/20

Where can my student access help on how to best use Microsoft Education tools?

Students have a help centre made just for them! From covering the basics of using Teams all the way to project ideas, this [student help centre](#) is all about showing students how they can leverage Office 365 for their learning, engagement, and creativity.

Student help center

Office 2019, Office 2016, Sway



Check it out.

We've pulled together support that can help spark your creativity and launch your best work yet. Whether you use these Microsoft tools already, or it's your first time diving in, we hope to see you – and your bright ideas – around again soon.

Other than communicating with my student's teachers, how can I get updates on my student's activity?

Your student's IT teams can set up Teams to send weekly emails to be sent to you covering the status of their assignments that week. However, due to the nature of the lockdown we will not be entering parent details into Teams until it is safe and planned. During a lockdown you will probably find yourself in constant contact with your child while they use Microsoft Teams, and therefore you will know they are working on tasks sent to them by their teachers.

The school is also able to use SchoolComms or Groupcall to send emergency communications via Text on any updated guidance as and when it receives it.